












# Egro Preventative Maintenance

## Maintenance Cycle 1 (40,000 cycles or 1 year)

Powder Kit 99PM1-EPOWDER14



	Check and Clean
	Lubricate
	Replace

To Do	Description	PN No.	Qty.	Fig.	Pos.
	Clean: wash and dry powder hoppers assembly			F	38
	Clean: wash powder hopper mixing chamber			F	27
	Clean: wash lower powder pipe			F	1
	Check: test in diagnostic powder valve			F	2
	Check: test in diagnostic exhaust fan			F	14
	Replace: mixer fan	38120142	1	F	33
	Replace: O-ring for mixer group	69150004	1	F	34
	Replace: internal gasket silicone red	69150003	1	F	35

# Egro Preventative Maintenance

## Maintenance Cycle 1 (40,000 cycles or 1 year)



Powder Kit 99PM1-EPOWDER14

	Check and Clean
	Lubricate
	Replace

FIGURE F

